




# Affordable Innovation: Conversion of a Classroom into an Operating Room Simulation Lab

Allison Wagner, BSN, RN, CNOR<sup>1</sup>; Erin Haverstick, BSHS, CST<sup>1</sup>; Karen Vellucci BSHS CST<sup>2</sup>

<sup>1</sup>Clinical Educator; <sup>2</sup> Surgical Technologist Education Program Coordinator



Penn Medicine  
Lancaster General Health

## Purpose Statement

This project transforms a standard classroom into a cost-effective operating room simulation lab to enhance surgical education. By creating a realistic hands-on learning environment, it supports skill development, teamwork, and clinical readiness without the high cost of a traditional sim space.

## Planning

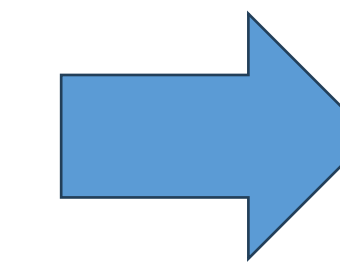
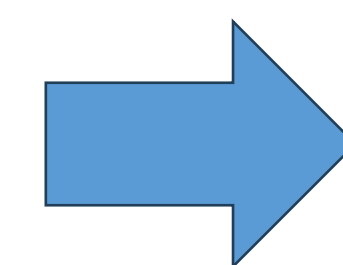
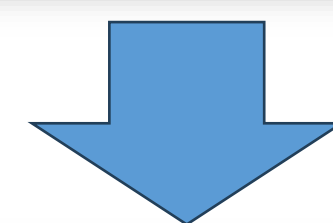
The planning stage focused on assessing available space and identifying essential surgical equipment.

- A layout was developed to replicate an authentic operating room environment while maintaining cost efficiency.
- Collaboration between clinical educators, hospital simulation learning technician and facilities teams was key to selecting appropriate and budget friendly materials. We were able to acquire equipment through outdated and discarded inventory stored at an off-site warehouse.
- Met with our institution's equipment planning specialist to secure discarded or unused surgical equipment
- Connected with vendors to seek donations of surgical products such as gowns, gloves and drapes.



## Goals

- Create a realistic, hands-on operating room simulation environment within an existing classroom for a newly developed hospital-based surgical technologist program.
- Enhance surgical education by improving technical skills, teamwork, and clinical readiness of students and existing employees.
- Maintain cost-effectiveness by utilizing surplus equipment and budget –friendly materials



## Implementation

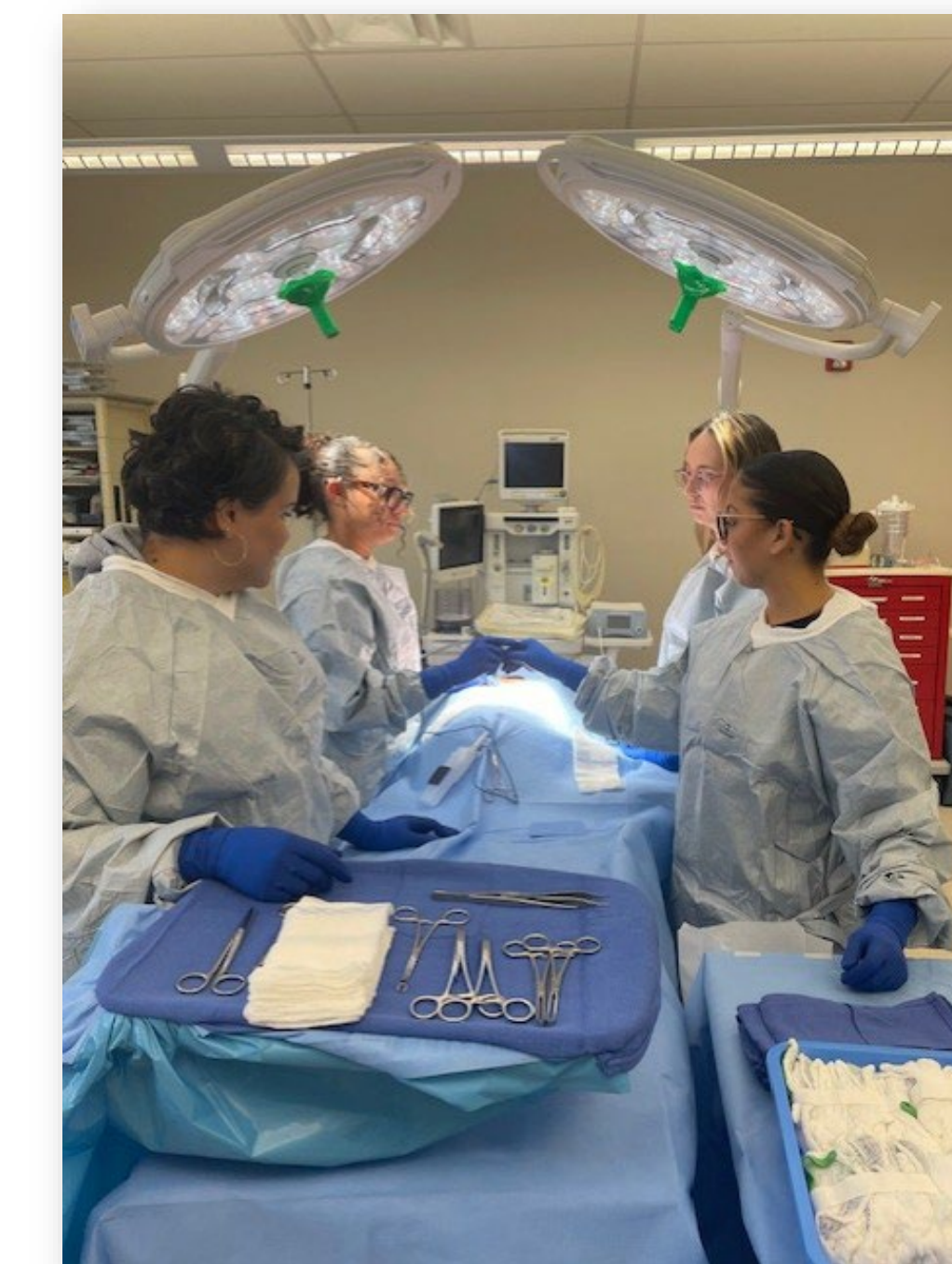
The classroom was transformed into a functional operating room simulation lab through a phased approach.

- The space was cleared and reconfigured to accommodate surgical workflow, including designated zones.
- Surgical equipment was transported by a moving company and then arranged by the perioperative education team.
- Shelving and storage bins were obtained to sort and store the surplus supplies that were acquired through vendors and the surgical services department.

## Outcomes

This project demonstrates how the conversion of a traditional classroom into a simulation lab can be transformative yet affordable.

- The conversion delivered a realistic, hands-on learning environment that is used to strengthen surgical skills and promote teamwork to enhance patient safety.
- The simulation lab utilization includes ST students, Periop 101 students, and continuing education opportunities for all current operating room staff.



*Students in the first cohort of hospital-based surgical technologist program practicing skills in the newly completed simulation lab.*